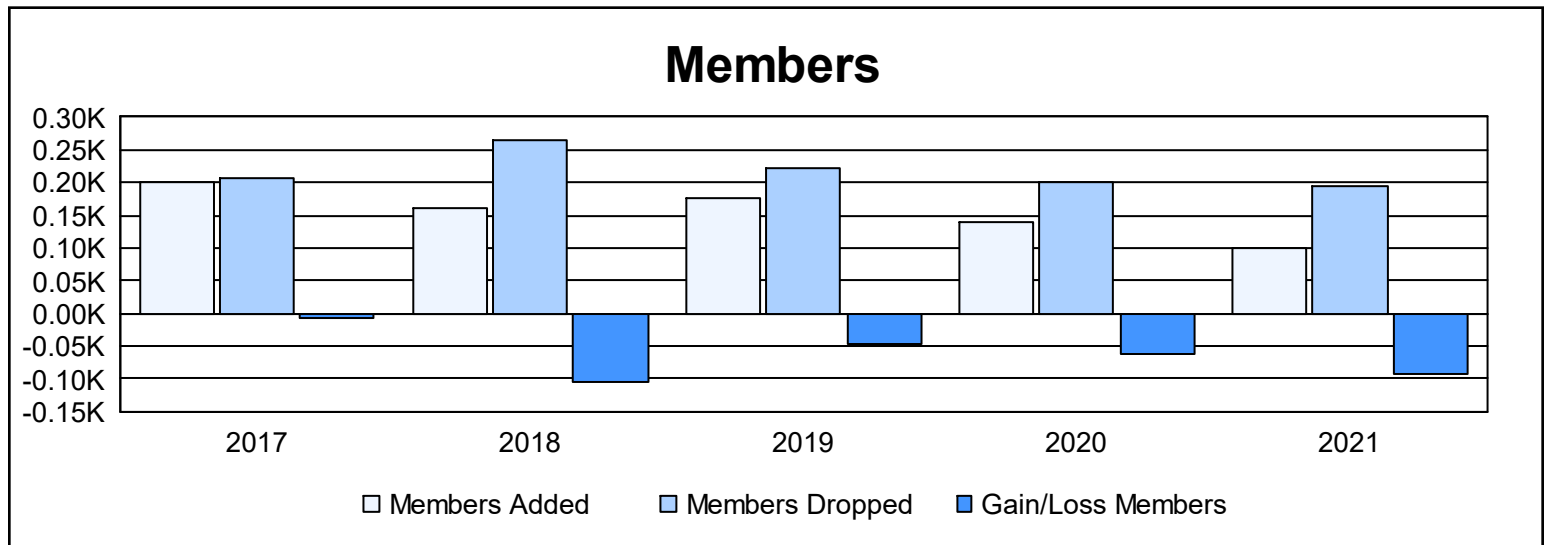
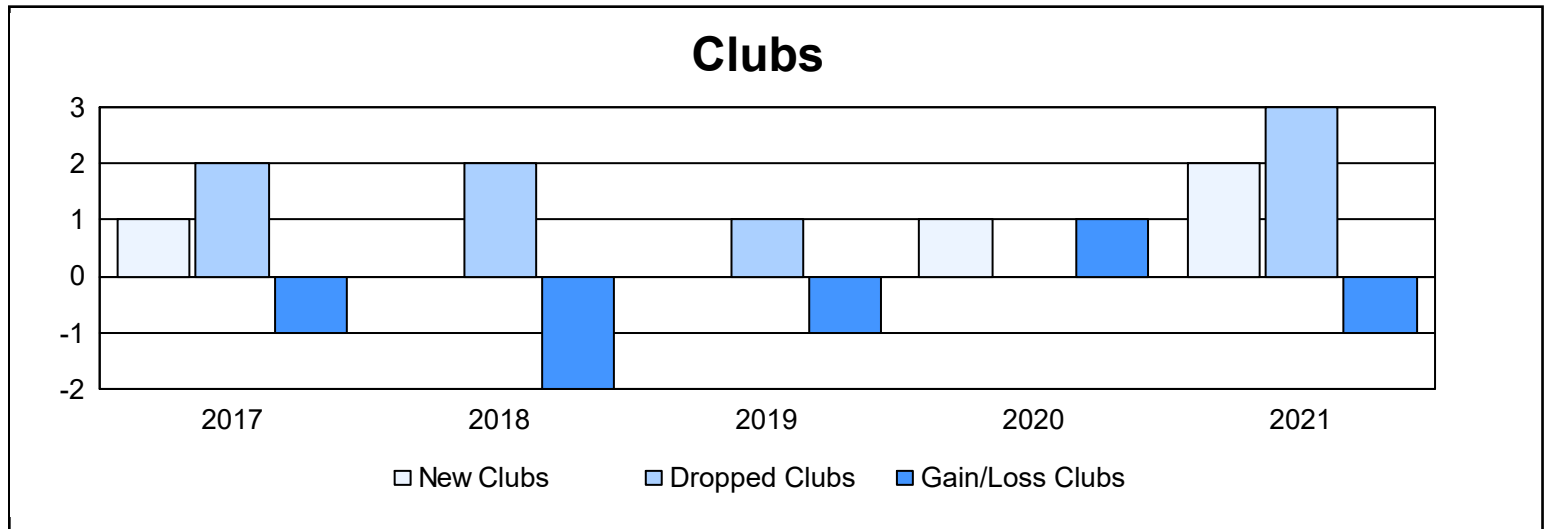
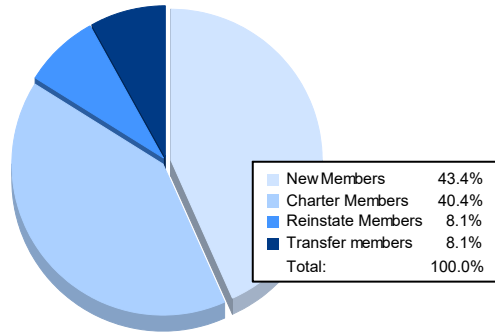


| Year           | New Clubs | Dropped Clubs | Gain/ Loss Clubs | New Members | Charter Members | Reinstate Members | Transfer Members | Total Member Added | Total Members Dropped | Gain/ Loss Members |
|----------------|-----------|---------------|------------------|-------------|-----------------|-------------------|------------------|--------------------|-----------------------|--------------------|
| 2016-2017      | 1         | 2             | -1               | 155         | 22              | 3                 | 20               | 200                | 206                   | -6                 |
| 2017-2018      | 0         | 2             | -2               | 132         | 0               | 4                 | 24               | 160                | 264                   | -104               |
| 2018-2019      | 0         | 1             | -1               | 136         | 0               | 11                | 30               | 177                | 223                   | -46                |
| 2019-2020      | 1         | 0             | 1                | 98          | 20              | 4                 | 19               | 141                | 202                   | -61                |
| 2020-2021      | 2         | 3             | -1               | 43          | 40              | 8                 | 8                | 99                 | 193                   | -94                |
| <b>Average</b> | <b>1</b>  | <b>2</b>      | <b>-1</b>        | <b>113</b>  | <b>16</b>       | <b>6</b>          | <b>20</b>        | <b>155</b>         | <b>218</b>            | <b>-62</b>         |



### Membership Composition June 2021 Cumulative



### Gender Composition June 2021 Cumulative

